

Syncing, Your Phone or iPad to your New EPSD e-mail account.

You can now sync your mobile device to your EPSD mail account. No app is needed. Directions for iPhone/iPad are below. Please note: some devices may be slightly different, and have options in different places. However, all necessary information is below.

E-mail Address: Your username@epsd.us

Username: Your username (Usually first initial of first name followed by your last name.)

Password: Your password

Mailbox type: Microsoft Exchange

Server Address: mobility.epsd.us

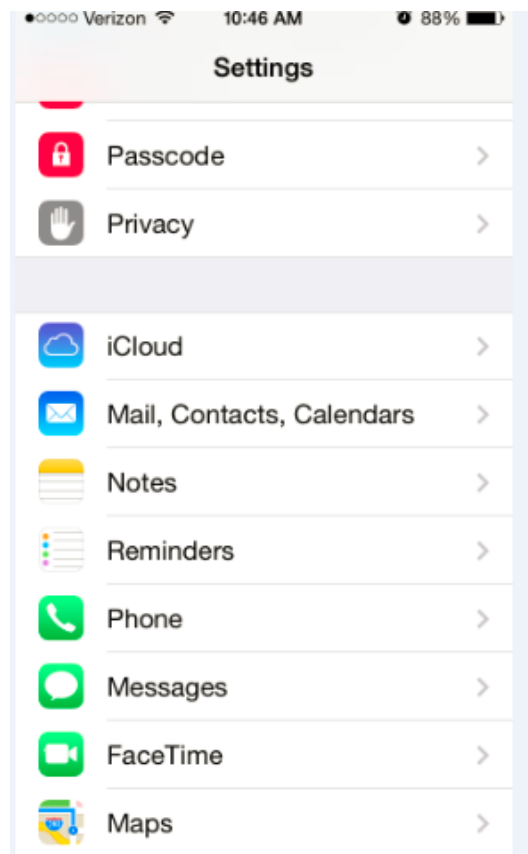
Note: When reading a message on your phone or iPad it will also mark it read when you login via a computer. When you delete a message from your phone/iPad it will also delete it via the web or client interfaces. This is not duplicated, rather changes are synced. Please allow 1-2 minutes for these changes to propagate.

On Apple iPhone/iPad (Android phones will look different, however, they should ask the same questions)

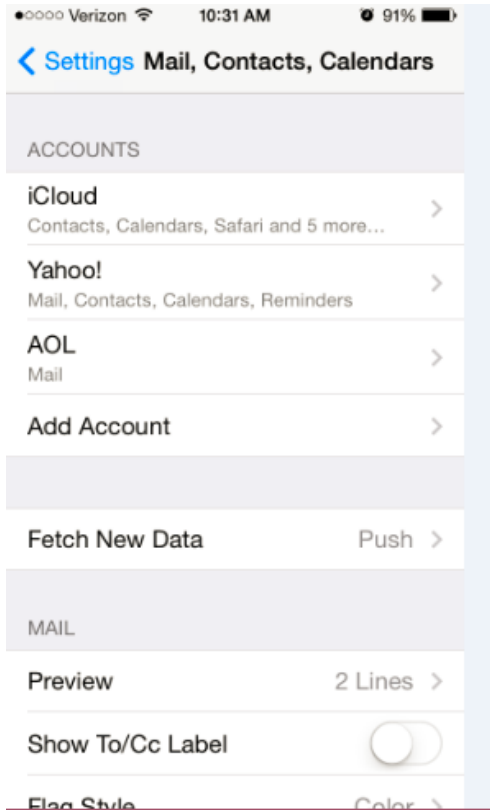
1) Open Settings




2) Select Mail, Contacts, Calendars



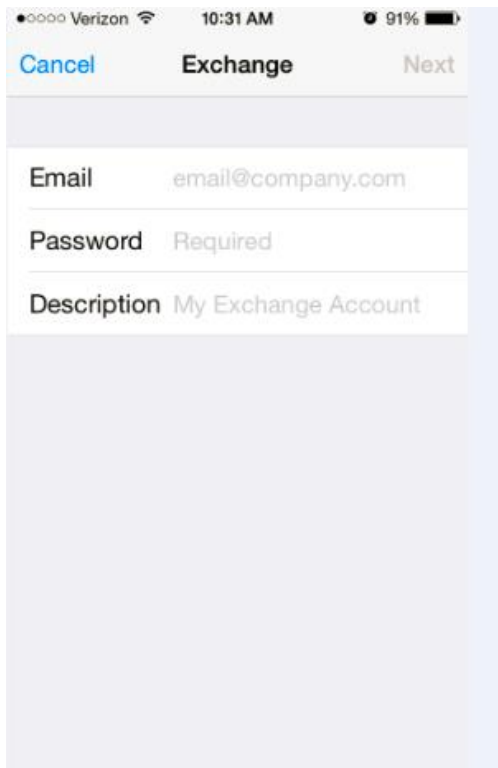
3) Select Add Account



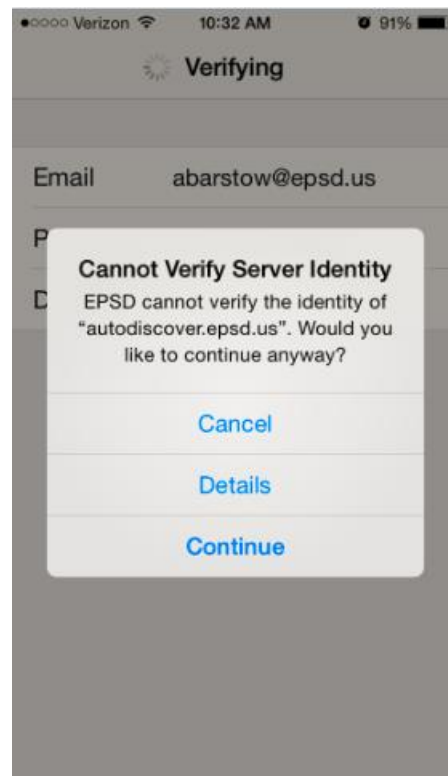
4) Select Exchange



5) Enter the requested information, click next



6) You may have to click continue if prompted



7) Move the Sliders to turn on or off syncing for the categories you desire. Then click Save. Green mean Sync

